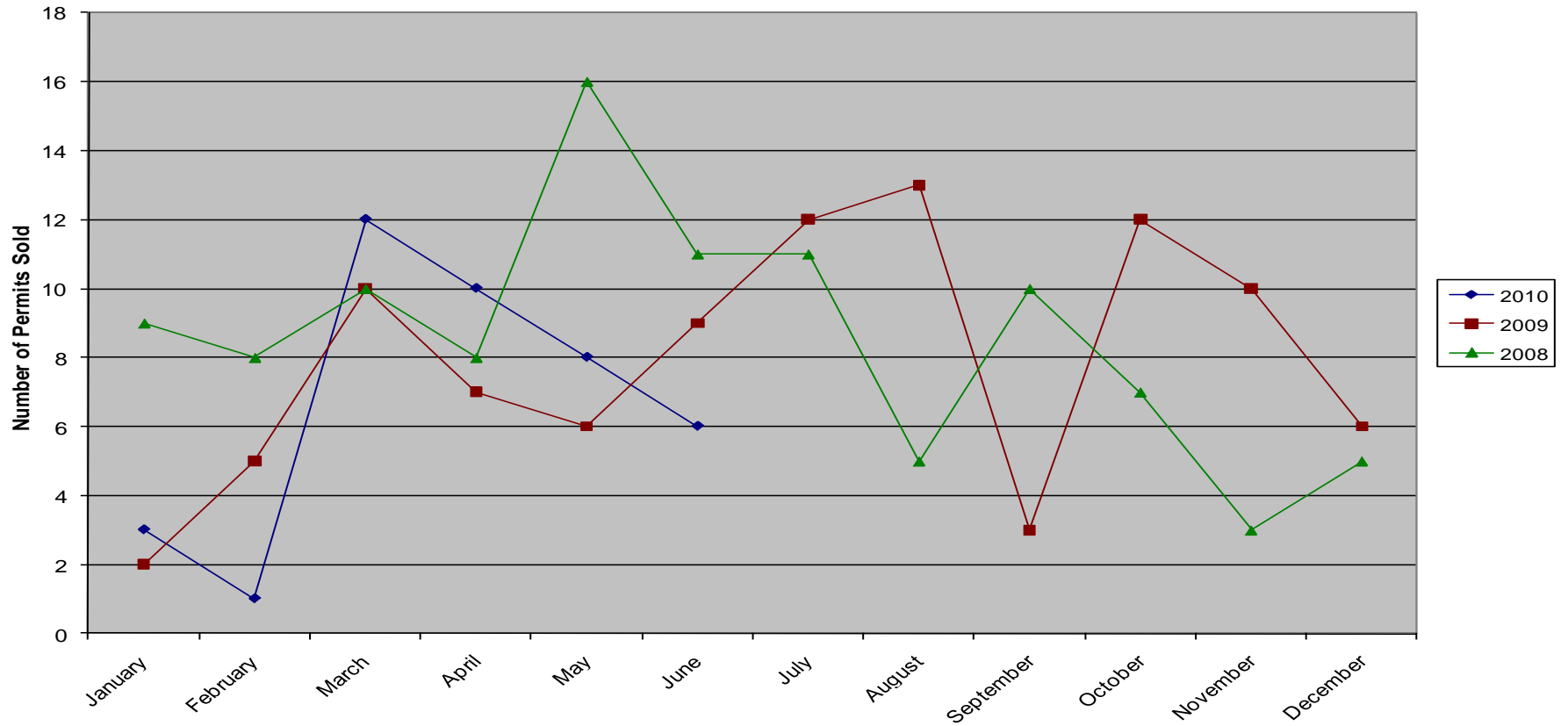
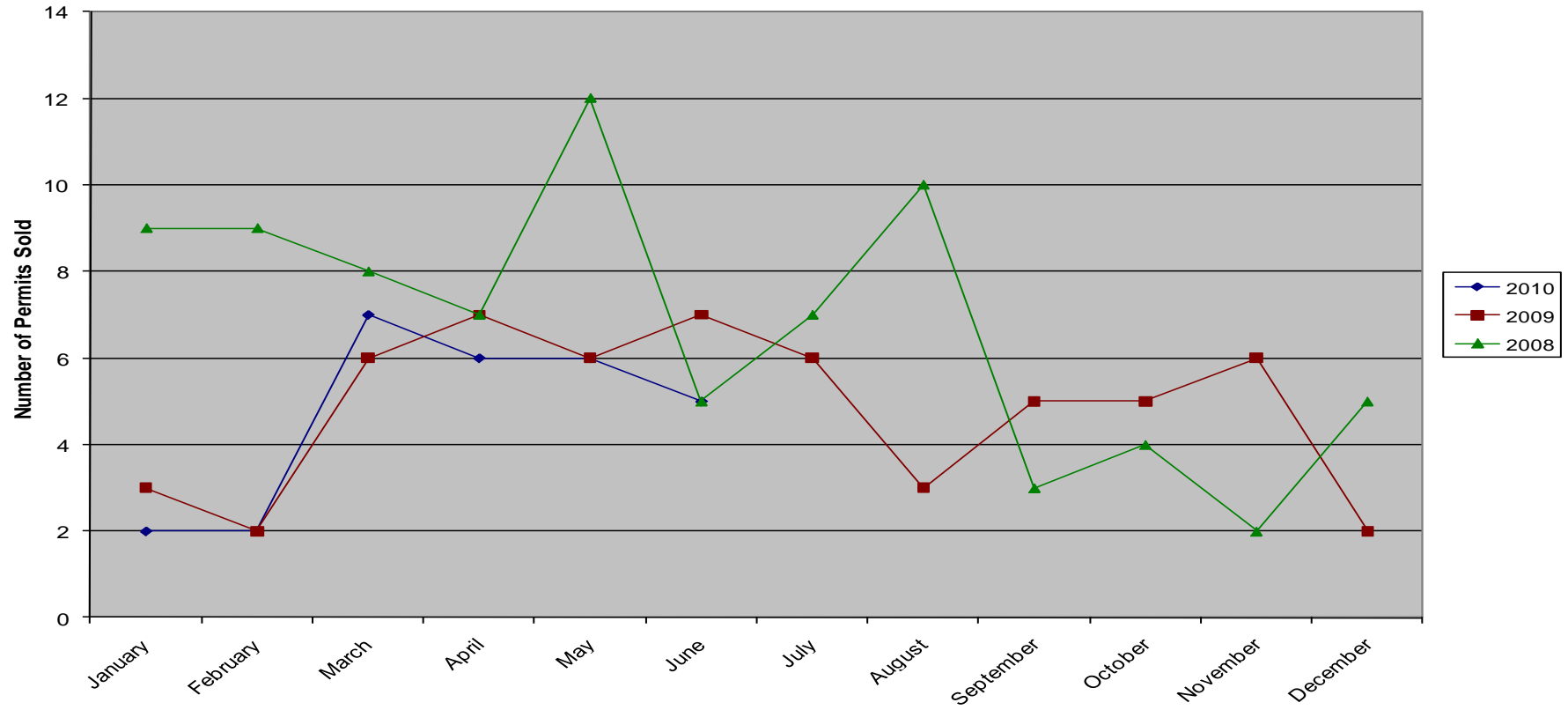


Dwelling



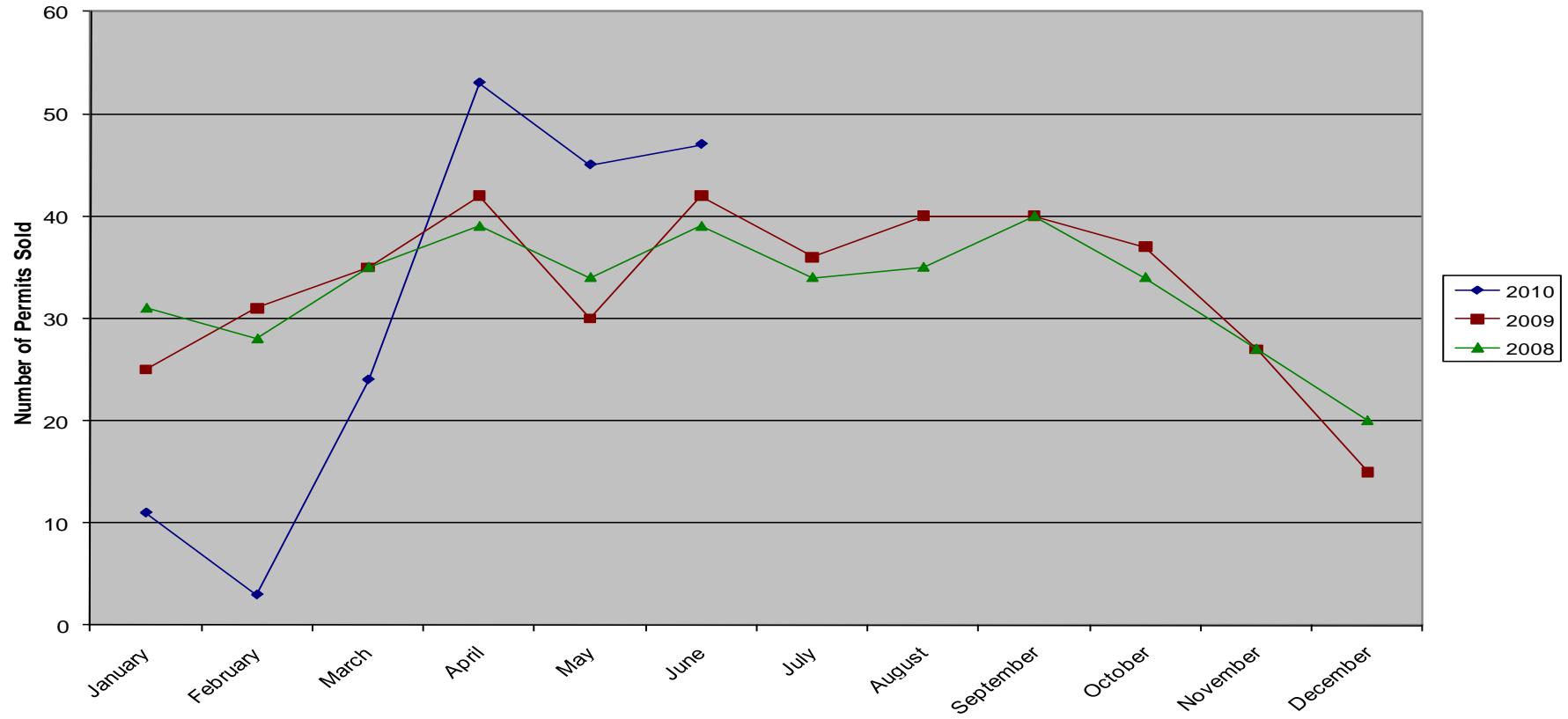
	Jan	Feb	Mar	April	May	Jun	July	Aug	Sept	Oct	Nov	Dec
2010	\$ 875.40	435.21	7253.95	7758.69	5225.83	4142.75						
2009	\$ 819.33	3380.78	6162.73	4553.02	2968.66	5617.14	7456.07	7168.63	1678.80	5701.89	6594.21	2839.11
2008	\$5260.27	4972.03	6720.22	5997.23	11303.31	8677.77	7155.75	4240.32	6002.96	4507.98	1610.66	3939.31

Mobile Homes



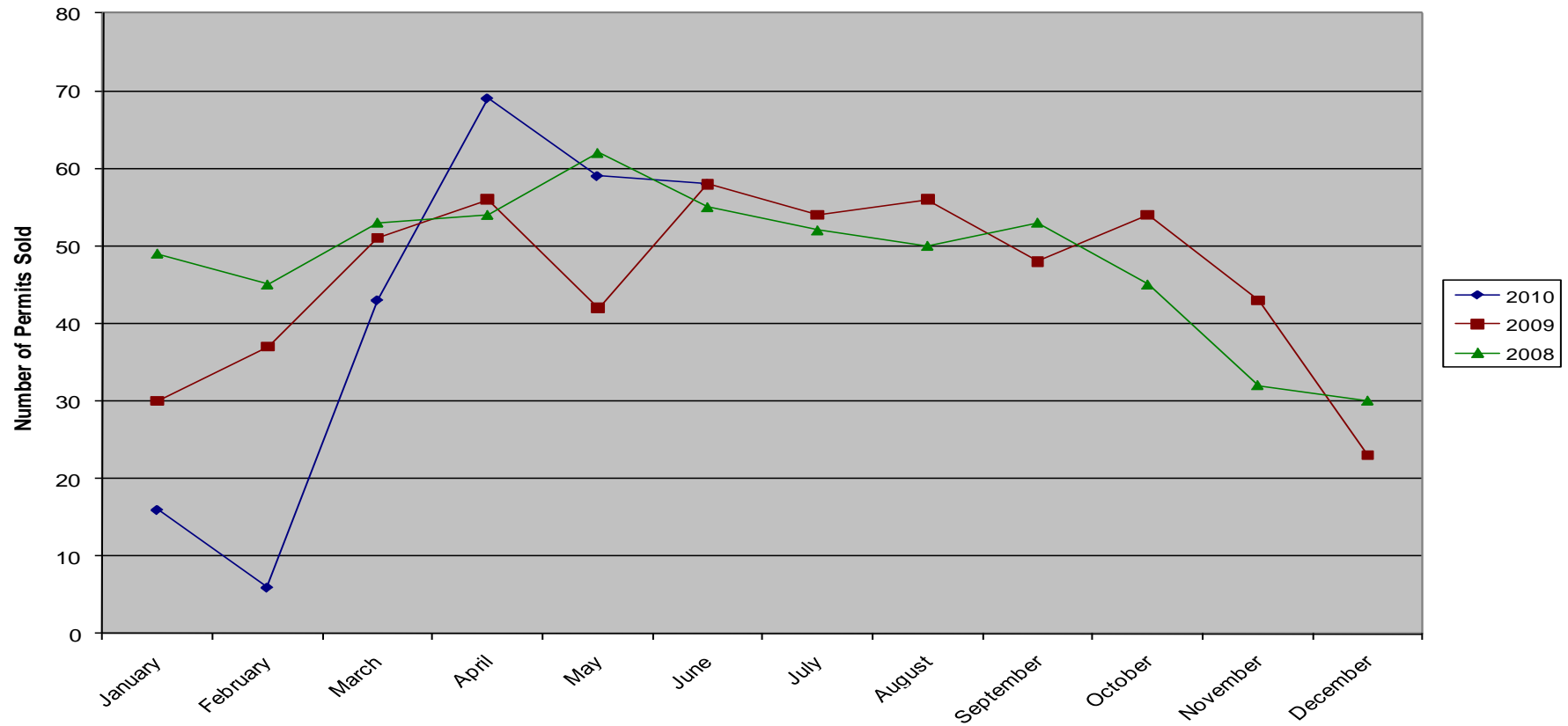
	Jan	Feb	Mar	April	May	Jun	July	Aug	Sept	Oct	Nov	Dec
2010	\$ 596.09	707.96	1873.04	1910.51	1940.95	1620.66						
2009	\$ 537.73	558.00	1679.85	2019.21	1504.28	1860.49	1497.19	981.16	1096.70	1153.49	1615.03	689.69
2008	\$2699.41	2483.20	2228.32	2334.52	3317.99	1648.10	2053.31	3311.56	902.73	1045.17	450.47	1300.32

Miscellaneous



	Jan	Feb	Mar	April	May	Jun	July	Aug	Sept	Oct	Nov	Dec
2010	\$ 679.23	214.20	8162.21	3975.87	3601.66	3326.02						
2009	\$2277.74	3965.41	2742.12	2558.64	2071.45	4893.06	2464.63	8419.13	2575.61	2056.52	3056.09	965.04
2008	\$6582.36	1492.64	2988.25	3369.29	2182.06	3290.31	3415.47	3018.25	4516.06	4422.61	3212.41	1446.54

Total



	Jan	Feb	Mar	April	May	Jun	July	Aug	Sept	Oct	Nov	Dec
2010	\$ 2150.72	1357.37	17289.20	13645.07	10768.44	9089.43						
2009	\$ 3634.80	7904.19	10584.70	9130.87	6544.39	12370.69	11417.89	16568.92	5351.11	8911.90	11265.33	4493.84
2008	\$14542.04	8947.87	11936.79	11701.04	16803.36	13616.18	12624.53	10570.13	11421.75	9975.76	5273.54	6686.17

